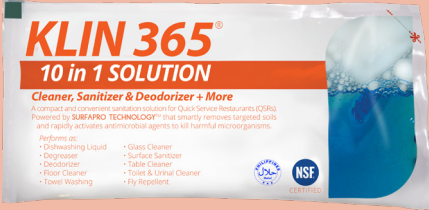





CHEMICAL APPLICATION CHART

DINING AREA



MULTI-PURPOSE CLEANER, DEGREASER & SANITIZER				HAND SOAP	HAND SANITIZER	DESCALER	
							
DILUTION				DILUTION	DILUTION	DILUTION	
KLIN SOLUTION		KITCHEN SOLUTION		Chemical	Chemical	Chemical	Water
Chemical	Water	Chemical	Water	Pure	Pure	50 ml	1 Liter
1 Sachet	20 Liters	1 Sachet	10 Liters				
HOLDING TIME		HOLDING TIME		HOLDING TIME		HOLDING TIME	
7 days (In 20 liter jug)		7 days (In 10 liter jug)		Not Applicable		Not Applicable	
AREAS OF APPLICATION		AREAS OF APPLICATION		AREAS OF APPLICATION		AREAS OF APPLICATION	
STORE EXTERIOR Parking lot / Driveway / Sidewalk / DT Menuboard / Speaker box / Directional signages / Jollibee Standee / Facade / Canopy / Roofdeck / Catwalk / Exterior wall Perimeter wall / Shutters (Roll-up) COUNTER AREA Menuboard / Center Island / Food warmer / Cup dispensers / Countertop-solid surface Filtered water faucet / Shelving behind Menuboard RESTROOM AREA Diaper changer / Toilet bowls / Bidet / Waterless urinal / Wall partition	DINING AREA Glass panels / Mirrors / Windows / Floor-mounted ACU / Blinds / Floor mats / Speakers / Plastic chairs Tables / Service & Soaking Station / Trays / Waste Handling & Disposal / Murals (Wall graphics & Artist mural) / JKM Wall-mounted glass cabinet Posters / JKP Buntings / Statutory signages / Rainy floor mat / Leatherette seats / Fiberglass, Wood & Steel chairs / Catsup dispenser / Condiment station / Ceiling fan / Brazilian droplight (white) / Interior sculptured walls / World of Joy / Round bar special lighting / Pendant droplight / Wood laminate ceiling / Baffle ceiling	GENERAL AREA Floors / Floor drains / Tiled walls / Tissue dispensers / Doors / Cubicle panels / Modular wire shelves / Light convex lens / Light fixtures / Exit signage / Fixed downlight / Directional recessed downlight / Track light Exhaust vents / Emergency lamp / CCTV units / Air vents / Air curtains Exhaust fan / Insect light trap / Fire extinguishers / Fire hose cabinet Fire alarm units / Wash sink and faucet / Stainless steel dolly / Hand dryer / Concrete walls / Stairs / Wall laminates / Vertical slats / Ceiling board / Drop ceiling / Plain fiber cement / Lobby Ceiling / Horizontal slats / Aluminum baffle / High ceiling / Mosaic wall tiles UTILITY ROOM / GARBAGE ROOM Stainless steel shelves / Slop sink / Wall fixtures / Utility room / Garbage Room (Deep cleaning) / Storage room JEDS AREA Thermal Bags / Brite Ice / Motorbike & Carrier Box / Small Bin Organizer	DEEP CLEANING Plastic chairs Leatherette seats Utility room / Garbage room Storage room Façade / Canopy / Alcopla Counter top - Solid surface Condiment station - Solid surface Wash sink - Solid surface Parking lot / Driveway	Hand Washing	Hand Sanitizing	Toilet Bowl Waterless Urinal	
HOW TO PREPARE				HOW TO PREPARE		HOW TO PREPARE	
FOR GENERAL USE (KLIN SOLUTION) Fill jug with 20 liters of water and add 1 sachet of Klin 365. Shake well the solution. FOR GENERAL USE (KITCHEN SOLUTION) Fill jug with 10 liters of water and add 1 sachet of Klin 365. Shake well the solution. FOR DEEP CLEANING OF PARKING LOT / DRIVEWAY, UTILITY ROOM, GARBAGE ROOM, STORAGE ROOM, ETC. Dispense kitchen solution from 10 liter jug directly in the red pail. Splash kitchen solution into the area being cleaned and let it stand for five (5) minutes. Rinse thoroughly and air dry. FOR FAÇADE / CANOPY / ALCOPLA Dispense 500 ml kitchen solution from jug directly in the red sprayer bottle. Spray kitchen solution into the surface being cleaned and immediately scrub using window scrubber attached in the extension pole. Rinse thoroughly and air dry. FOR SOLID SURFACES, PLASTIC CHAIRS AND LEATHERETTE SEATS Dispense 500 ml kitchen solution from jug directly in the red sprayer bottle. Spray kitchen solution into the surface being cleaned and let it stand for ten (10) minutes prior to scrubbing using white scrubbing pad. Rinse thoroughly and air dry.				Directly transfer to the hand soap dispenser (1000 ml). Do not mix hand soap with water.	Directly transfer to the hand sanitizer dispenser (400 ml). Do not mix hand sanitizer with water.	Prepare 1 part of D-KLEEN 60 (approx. 200 ml) to 4 liters of water directly in blue pail. Mix well solution. Pour cleaning solution directly to the unit and let it stand for five (5) minutes. Rinse thoroughly and air dry.	
SAFETY PRECAUTIONS				SAFETY PRECAUTIONS		SAFETY PRECAUTIONS	
May cause eye irritation. Harmful if swallowed.				May cause eye irritation. Harmful if swallowed.		May cause severe irritation to skin. Corrosive to eyes. Harmful if swallowed. Irritant if mist or spray is inhaled, slippery.	